


Agilent 5000 Series
Portable Oscilloscopes



Capture Events Other Oscilloscopes Miss

*The next generation
of portable oscilloscopes*



DSO5012A
100 MHz • 2GSa/s • 2-channel

DSO5014A
100 MHz • 2GSa/s • 4-channel

DSO5032A
300 MHz • 2 GSa/s • 2-channel

DSO5034A
300 MHz • 2 GSa/s • 4-channel

DSO5052A
500 MHz • 4 GSa/s • 2-channel

DSO5054A
500 MHz • 4 GSa/s • 4-channel

The next generation of portable oscilloscopes

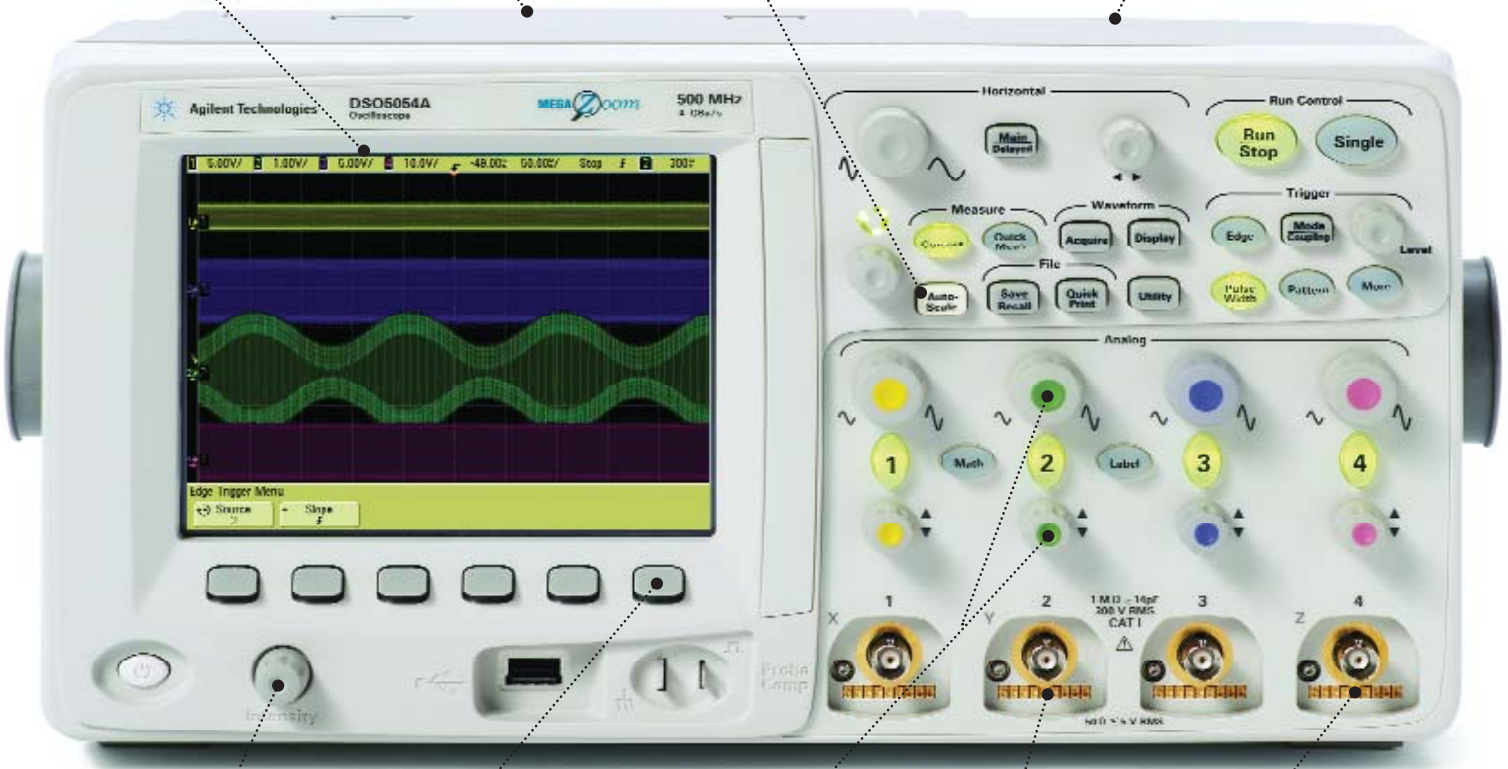


Small footprint.
High portability.
38.5 cm wide, 18.8 cm high, 17.4 cm deep
(with handle)

Autoscale lets you quickly display any active signals, setting the scope for optimal display

Built-in storage compartment for probes

High-definition display with XGA resolution and 256 levels of intensity



Intensity control knob

Built-in help in 11 languages. Just press and hold a key to understand its function

Dedicated front-panel controls for each channel

AutoProbe interface identifies and powers your probes

50 Ω and 1 MΩ probe input

Complete connectivity – standard

Powered by LXI class C compliance

Choose your Hardware

- 2 x USB host (1 front)
- 1 x USB device
- 10/100 Mbit LAN
- GPIB
- XGA out



Choose your Software

- Web browser
- IVI-COM w/SCPI
- LabVIEW*
- IntuiLink toolbar
- ViewScope

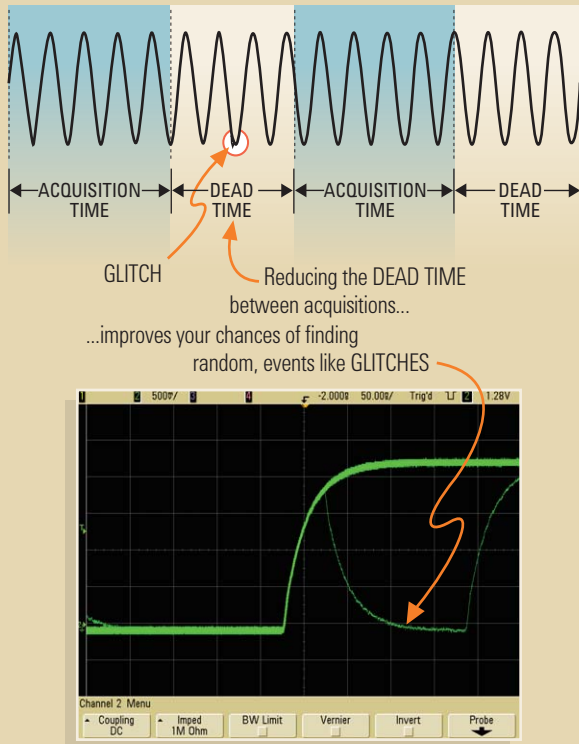
See more with MegaZoom III technology

Users of general-purpose portable oscilloscopes have, until now, had to work through everyday debug tasks using oscilloscope technology from the 1990s. Engineers need tools capable of handling today's design challenges. The new 5000 Series oscilloscopes

tackle these needs with their deep memory, high-definition display system, and a superior ability to capture transient signals. As a result, engineers and technicians can catch design bugs and problems before they get to their customers and increase their own level of productivity.

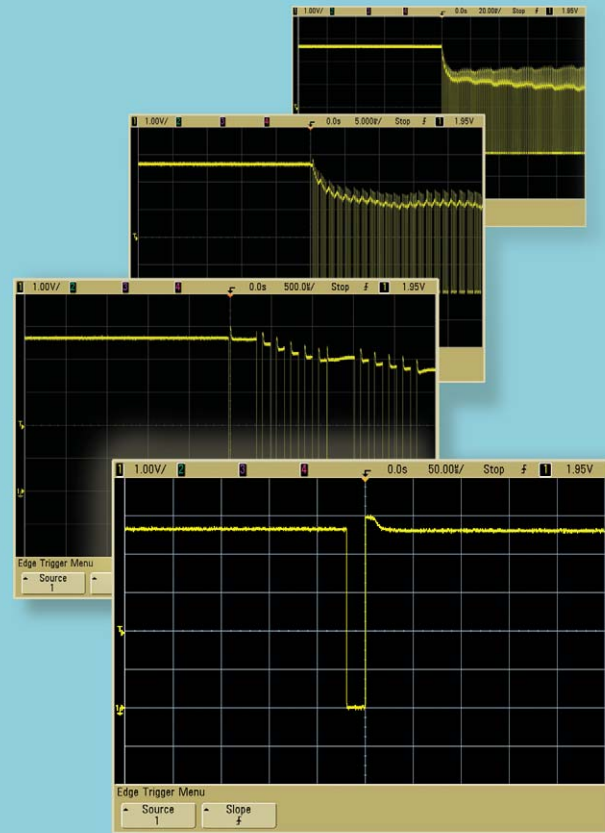
See more events

Your chances of finding a glitch increase as the scope update rate increases. If a glitch occurs during the "dead time" between acquisitions, you miss it. With MegaZoom III acquisition technology, the dead time is much shorter. This improves your chances of finding isolated events by up to 100 times, and speeds up automated test dramatically.

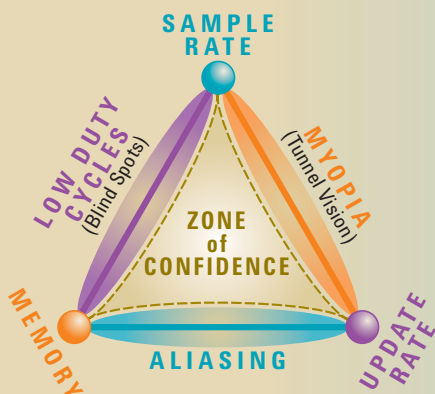


See more detail over more time

MegaZoom III deep memory allows you to quickly zoom in on a slow event, (like this motor start-up) and see the smallest detail in each cycle.



MegaZoom III is not a special mode, *it's always fast, always on.* **MEGA Zoom III**



Making oscilloscope measurements with confidence

Banner specifications are useful for evaluating oscilloscopes – however, the trade-offs between these specs are what really determines how useful an instrument will be for your specific measurement.

- Tradeoffs that reduce sample rate increase the risk of aliasing complex signals.
- Reducing acquisition memory increases the risk of "tunnel vision" – looking at thin slices of time – which makes it difficult to analyze cause-effect relationships or events that take a long period of time.
- Reducing update rates creates blind spots between acquisitions, which decreases your chances of finding intermittent or transient events like glitches.

Powered by MegaZoom III technology which combines:

- Responsive deep memory to see more time in more detail
- Fast update rate to find elusive glitches and speed up testing
- High-definition display technology



	DS05012A	DS05014A	DS05032A	DS05034A	DS05052A	DS05054A
Bandwidth	100 MHz		300 MHz		500 MHz	
Sample rate	2 GSa/s each channel				2 GSa/s each channel, 4 GSa/s max	
Channels	2	4	2	4	2	4
Display	Color, 1024 x 768 6.3" XGA LCD with 256 intensity levels					
Memory	1 Mpts max, 500 kpts each channel					
Update rate	Up to 100,000 waveforms per second					
Vertical sensitivity	2 mV/div to 5 V/div					
Max input voltage	CAT I 300 Vrms 400 Vpk Transient overvoltage 1.6 kVpk CAT II 100 Vrms 400 Vpk					
Input impedance	1 MΩ ± 1% 12 pF or 50Ω ± 1.5% selectable					
Timebase accuracy	25 ppm to 40 °C, 40 ppm at 55 °C					
Display mode	Main, delayed, XY and roll					
Triggering	Edge, Pulse width, Pattern, TV (Composite and HDTV/EDTV), Duration, Sequence					
Dimensions	38.5 cm wide x 18.8 cm high x 17.4 cm deep (with handle)					
Weight	4.1 kg					

OPTIONS

Product number	Description
SEC	Secure Environment Mode
E2690B	Oscilloscope Tools (US/Can)
N5385B	Oscilloscope Tools (Int'l)
N2916B	Rackmount kit for 6000 and 5000 Series oscilloscopes
N2917B	Transit case for 6000 and 5000 Series oscilloscopes
N2760A	Soft carrying case for 5000 Series oscilloscopes

PROBES

10073C	10:1, 500 MHz passive probe (shipped with DS0505xA)
N2863A	10:1, 300 MHz passive probe (shipped with DS0501xA, 503xA)
10070C	1:1, 20 MHz passive probe
1130A	1.5 GHz InfiniiMax differential probe amplifier (probe accessories sold separately)
N2774A	50 MHz current probe, AC/DC (requires N2775A power supply)
1146A	100 kHz current probe, AC/DC
1147A	50 MHz current probe, AC/DC
10076A	100:1, 4 kV, 250 MHz high-voltage probe
N2771A	1000:1, 15 kV, 50 MHz high-voltage probe
1141A	200 MHz differential probe (requires 1142A power supply)
N2772A	600 V CAT III, 20 MHz differential probe (requires 9 V battery or N2773A power supply)

For more information about Agilent probes and accessories, check out the Agilent Probes and Accessories Selection Guide (publication number 5989-6162EN) or www.agilent.com/find/scope_probes.

Pricing and technical data subject to change without notice.

Printed in U.S.A. April 18, 2007

© Agilent Technologies, Inc. 2007

5989-6385EN



Agilent Technologies