


Agilent InfiniiVision 7000A Series Oscilloscopes

Engineered for the BEST signal visibility



Engineered with advanced technology that allows you to see more subtle signal detail and more infrequent events than any other scope on the market.

Industry's biggest (12.1") screen

lets you see analog, digital and serial signals better – in one instrument.

Industry's only hardware accelerated serial decode

gives you faster insight.

- I²C, SPI and CAN/LIN
- RS-232/UART
- I²S
- Segmented memory
- FlexRay
- MIL-STD 1553


Fastest uncompromised update rate

shows you critical signal detail and infrequent events that other scopes miss.

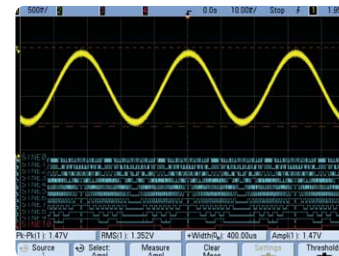
Powered by **MEGA Zoom III**

Plus

- DSO/MSO offline analysis using PC
- Core-assisted FPGA debug
- Power measurements
- Secure environment
- Localized user interface and front panel overlays available in Japanese, Simplified Chinese, and Traditional Chinese



See even the most elusive events with update rates as much as 5000 times better than comparative scopes.



Capture a mix of analog and digital signals. Compare multiple cycles of digital signals with slower analog phenomena.



Capture long streams of serial data and gain fast insight into the problem with real-time hardware-based serial decode for I²C, SPI, CAN, LIN, RS232/UART, I²S, USB, MIL-STD 1553, and FlexRay.

Key specifications

Bandwidth	100 MHz, 350 MHz, 500 MHz, and 1 GHz models
Channels	2-ch, 4-ch, 2-ch + 16 digital, 4-ch + 16 digital
Sample rate	2 GSa/s (100 MHz – 350 MHz), 4 GSa/s (500 MHz – 1 GHz)
Memory	8 Mpts standard
Display	12.1" high-definition display with XGA resolution, 256 levels of intensity and 100,000 waveform/sec update rate
Triggering	Edge, pulse width, pattern, TV, duration, sequence, serial bus (I ² C, SPI, CAN, LIN, RS232/UART, I ² S, USB, MIL-STD 1553, and FlexRay)
Warranty	Standard 3-year warranty



Quick Fact Sheet

Order the mixed-signal oscilloscope (MSO) to add 16 digital timing channels to any 2- or 4-channel scope

Oscilloscope models

Model	Bandwidth	Sample rate	Memory depth	Scope channels
DSO/MSO 7012A	100 MHz	2 GSa/s	8 Mpts	2
DSO/MSO 7014A	100 MHz	2 GSa/s	8 Mpts	4
DSO/MSO 7032A	350 MHz	2 GSa/s	8 Mpts	2
DSO/MSO 7034A	350 MHz	2 GSa/s	8 Mpts	4
DSO/MSO 7052A	500 MHz	4 GSa/s	8 Mpts	2
DSO/MSO 7054A	500 MHz	4 GSa/s	8 Mpts	4
DSO/MSO 7104A	1 GHz	4 GSa/s	8 Mpts	4

Options and accessories

Model	Description
N2741A-002	2-ch 100 MHz DSO to MSO upgrade kit*
N2741A-004	4-ch 100 MHz DSO to MSO upgrade kit*
N2735A-002	2-ch 350 MHz DSO to MSO upgrade kit*
N2735A-004	4-ch 350 MHz DSO to MSO upgrade kit*
N2736A-002	2-ch 500 MHz DSO to MSO upgrade kit*
N2736A-004	4-ch 500 MHz DSO to MSO upgrade kit*
N2737A	1 GHz DSO to MSO upgrade kit*
SEC	Secure Environment Mode – Provides compliance with National Industrial Security Program Operating Manual (NISPOM) Chapter 8 requirements (factory-installed option only for new purchase)
A6J	ANSI Z540 compliant calibration
ABA**	English language option with manual
ABJ	Japanese language option with manual and overlay
ABZ	Traditional and Simplified Chinese language option with manual and overlay

* Includes a 54620-68701 logic cable kit, a label and an upgrade license to activate the MSO features.

** English is standard, or substitute an alternative language for manual and front panel overlay

For more information on this and other Agilent scopes please visit www.agilent.com/find/7000

Recommended service options

Additional two years of Return-to-Agilent warranty

Additional two years of Return-to-Agilent calibrations

For more information go to www.agilent.com/find/removealldoubt

Applications

Model	Description
AMS/N5424A	CAN/LIN automotive triggering and decode (for 4 and 4+16 channel models only)
LSS/N5423A	I ² C/SPI serial decode option (for 4 and 4+16 channel models only)
SND/N5468A	I ² S Triggering and decode for (for 4 channel DSO/MSO models only)
232/N5457A	RS-232/UART triggering and decode (for 4+16 channel models only)
FLX/N5432C	FlexRay triggering and decode
533/N5469A	MIL-STD 1553 triggering and decode
N5406A	FPGA dynamic probe for Xilinx (MSO models only)
N5434A	FPGA dynamic probe for Altera (MSO models only)
B4610A	Offline viewing and analysis of MSO/DSO data on a PC
U1881A	Power measurement and analysis application
SGM/N5454A	Segmented memory
LMT/N5455A	Mask testing-limit

Recommended probes

Model	Key characteristics
10070D	1:1 20 MHz with probe ID
10073D	10:1 500 MHz with probe ID (1 per channel comes standard)
N2873A	500MHz 10:1 passive Probe
10076A	100:1, 4 kV, 250 MHz probe with ID
N2771A	1000:1, 30 kV, 50 MHz probe
1156A	1.5 GHz AutoProbe interface
1130A	1.5 GHz InfiniiMax amplifier with AutoProbe interface (requires one or more InfiniiMax probe head – E2675A, E2668A, E2669A)
N2790A	100 MHz, 1.4 kV differential probe with AutoProbe interface
N2791A	25 MHz, 700 V differential probe
N2792A	200 MHz, 20 V differential probe
N2793A	800 MHz, 15 V differential probe
1146A	100 kHz, 100 A, AC/DC
1147A	50 MHz, 30 A, AC/DC with AutoProbe interface
N2783A	100 MHz, 30 A, AC/DC (use with N2779A power supply)

Product specifications and descriptions in this document subject to change without notice.

© Agilent Technologies, Inc. 2010, Printed in USA, September 28, 2010

5989-7738EN



Agilent Technologies