

MODIFICATION RECOMMENDED

E5515C-14

S E R V I C E N O T E

Supersedes:
NONE

E5515C Wireless Communications Test Set (8960 Series)

Serial Numbers: ALL E5515C with 5.8 DSP (Part Number E5515-60576)
US00000000/US99999999, GB00000000/GB99999999, MY00000000/MY48361000

2 Missing Washers on the DSP Fan Assembly Requires Replacement of the 5.8 DSP Board

Parts Required:

P/N	Description	Qty.
E5515-61845	DSP ASSEMBLY 5.8 KIT	1

ADMINISTRATIVE INFORMATION

SERVICE NOTE CLASSIFICATION:			
MODIFICATION RECOMMENDED			
ACTION CATEGORY:	<input checked="" type="checkbox"/> ON SPECIFIED FAILURE <input type="checkbox"/> AGREEABLE TIME	STANDARDS	LABOR: 1.0 Hours
LOCATION CATEGORY:	<input type="checkbox"/> CUSTOMER INSTALLABLE <input checked="" type="checkbox"/> ON-SITE <input checked="" type="checkbox"/> SERVICE CENTER <input type="checkbox"/> CHANNEL PARTNER	SERVICE INVENTORY: <input checked="" type="checkbox"/> RETURN <input type="checkbox"/> SCRAP <input type="checkbox"/> SEE TEXT	USED PARTS: <input checked="" type="checkbox"/> RETURN <input type="checkbox"/> SCRAP <input type="checkbox"/> SEE TEXT
AVAILABILITY:	PRODUCT'S SUPPORT LIFE	NO CHARGE AVAILABLE UNTIL: 1 st February 2012	
AUTHOR:	Paul Rooney	PRODUCT LINE: PL13	
ADDITIONAL INFORMATION: This service note only covers the 5.8 DSP, part number E5515-60576, with the missing fan assembly washers			

© AGILENT TECHNOLOGIES, INC. 2010
PRINTED IN U.S.A.

January 28, 2010

Rev. 17



Situation:

All 5.8 Hardware DSPs, part number E5515-60576, within the serial number range above need to be inspected for 2 missing washers on the DSP fan assembly (detailed pictures are below). If the washers are missing then the 5.8 DSP will need to be replaced with the repair kit E5515-61845.

The DSP Assembly covered by this Service Note consists of two boards; the DSP Interface (full-size, installed into the Digital Motherboard – part number E5515-60267) and the DSP Processor (smaller, mounted onto the DSP Interface – E5515-60576).

No other type of DSP is covered by this service note.

Common Failure Symptoms:

Although not all DSPs may exhibit errors, the most common failures during operation due to the missing washers are boot up failures and intermittent non-recoverable DSP asserts.

Follow the below steps to inspect and if necessary replace the DSP assembly

1. Check Unit has 5.8 Hardware:

Connect a PC and the E5515C via LAN using either the front panel **DATA** port (make sure you have the LAN jumper cable installed in the rear panel going from the **LAN 1 PORT** the **ETHERNET TO FRONT PANEL**) or connect direct to the **LAN 1 PORT** on the rear panel.

Set the IP Address on the PC and E5515C that will allow communication between the two. The E5515C does not use DHCP so will need a static IP address. To set the IP address on the E5515C first press **SYSTEM CONFIG** then **INSTRUMENT SETUP (F1)**.

Once LAN connection has been established, in a web browser type in the following address:

http://<IP_Address_of_E5515C>/iconfig

This will list all the instrument hardware installed.

Search for the DSP Processor Board (near the bottom of the page) and verify the part number is E5515-60576.

It should look something like this:

HW: Board ID
EEPROM Name: DSP PROCESSOR
HwObj Name: DSP PROCESSOR BOARD
P/N: E551560576
S/N: Not Readable
Cal Rev: 0
PIC: 99
Earliest HFW: 2
Latest HFW: 3
Active HFW: 3
DSP FW: 2
Protocol FW: 1
Options: 0
Status: BOARD ID OK

2. Remove and Inspect DSP for Missing Washer:

Remove the E5515C external covers and internal top cover and inspect the DSP board.

The two washers are located on the DSP fan assembly as shown in the picture below. The washer sits in between the screw head and fan assembly metal work.




Figure 1: Washer locations




Figure 2: Washer is present




Figure 3: Washer Missing

Without the washers, the screws bottom out and lift the heat sink from the sheet metal below, causing an air gap, less cooling effect and therefore a hotter running DSP which will eventually fail.

Solution/Action:

If the 5.8 DSP fan does not have the washers, replace the DSP Assembly using the repair kit E5515-61845. Verify that the test set boots up and operates normally. Re-calibration is not required.

Return Parts:

Return all parts to the AMC Manufacturing Centre

Agilent Technologies
Attention: Lim, Choon-Siang, PL13 Field Returns
Bayan Lepas Free Industrial Zone
Penang, PG 11900
MALAYSIA